



# DEEP CYCLE - SOLAR

**SERIES:** 5000  
**MODEL:** 2 YS 31PS

**BATTERY TYPE:** 2 VOLTS

**DESIGN CRITERIA:** 10 YEAR WARRANTY 15 YEAR LIFE  
 3300 CYCLES

**DIMENSIONS:**

LENGTH	394 MM	15 1/2 INCHES	WEIGHT DRY	91 KG	200 LBS.
WIDTH	229 MM	9 INCHES	WEIGHT WET	129 KG	285 LBS.
HEIGHT	803 MM	31 5/8 INCHES			

**CONTAINER CONSTRUCTION:**

<b>CONTAINER (INNER):</b>	POLYPROPYLENE	<b>HANDLES:</b>	MOLDED	<b>CELLS:</b>	1
<b>CONTAINER (OUTER):</b>	HIGH DENSITY POLYETHYLENE			<b>PLATES / CELL:</b>	33
<b>COVER (INNER):</b>	POLYPROPYLENE - HEAT SEALED TO INNER CONTAINER				
<b>COVER (OUTER):</b>	HIGH DENSITY POLYETHYLENE SNAP FIT TO OUTER CONTAINER				
<b>TERMINALS:</b>	FLAG WITH STAINLESS STEEL NUTS AND BOLTS				

**PLATES:**

<b>POSITIVE PLATE DIMENSION:</b>			<b>SEPARATOR:</b>		
HEIGHT	600 MM	23.625 INCHES	<b>THICKNESS</b>	3 MM	0.105 INCHES
WIDTH	143 MM	5.625 INCHES			
THICKNESS	6.99 MM	0.275 INCHES			

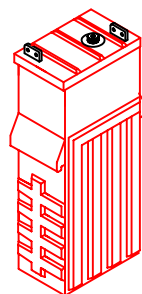
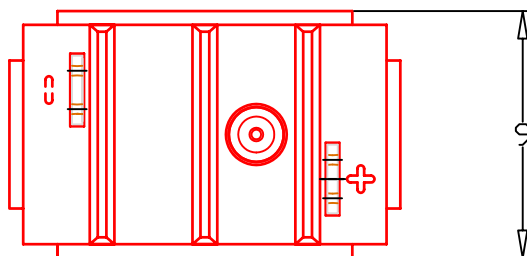
<b>NEGATIVE PLATE DIMENSION:</b>			<b>INSULATION:</b>		
HEIGHT	600 MM	23.625 INCHES	<b>GLASS MAT</b>	1 MM	0.020 INCHES
WIDTH	143 MM	5.625 INCHES	POSITIVE PLATE DOUBLE WRAPPED WITH SLYVER		
THICKNESS	4.57 MM	0.180 INCHES	ENVELOPED WITH HEAVY DUTY SEPARATOR		

**ELECTROLYTE RESERVE: (ABOVE PLATES)**  
 95 MM 3.75 INCHES

**CAPACITY:** 20 HR RATE 2430

**CRANK AMPS:** 0°F / -17.8' 5740 **RESERVE CAPACITY:** RC @ 25A 7772 MINUTES  
 MARINE (MCA) 32°F / 0°C 7175

	HOOR RATE	SPECIFIC GRAVITY	CAP / AH	CURRENT / AMPS
<b>CAPACITY @</b>	<b>20 HOUR RATE</b>	<b>1.280 SP. GR.</b>	<b>2430</b>	<b>121.5</b>
CAPACITY @	15 HOUR RATE	1.280 SP. GR.	2284	152.3
CAPACITY @	12 HOUR RATE	1.280 SP. GR.	2163	180.2
CAPACITY @	10 HOUR RATE	1.280 SP. GR.	2066	206.6
CAPACITY @	8 HOUR RATE	1.280 SP. GR.	1944	243.0
CAPACITY @	6 HOUR RATE	1.280 SP. GR.	1798	299.7
CAPACITY @	5 HOUR RATE	1.280 SP. GR.	1701	340
CAPACITY @	4 HOUR RATE	1.280 SP. GR.	1580	395
CAPACITY @	3 HOUR RATE	1.280 SP. GR.	1434	478
CAPACITY @	2 HOUR RATE	1.280 SP. GR.	1239	620
CAPACITY @	1 HOUR RATE	1.280 SP. GR.	875	875



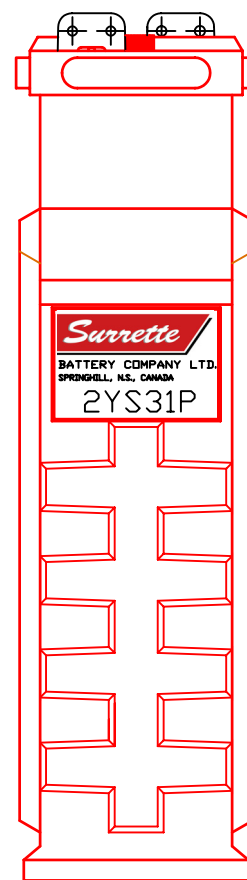
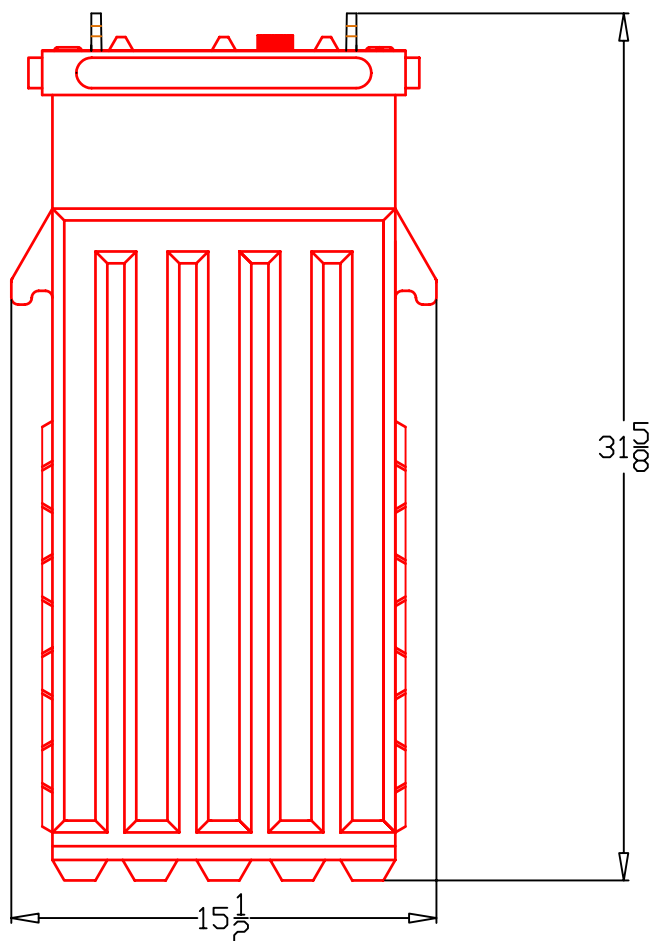
PART NUMBER: 2-YS-31P

WEIGHT WET EST: 285 LB/ 130 KG  
(ESTIMATED)

WEIGHT EST: 200 LB/ 91 KG  
(ESTIAMTED)

CAPACITY 1,993 AH 8 HR  
2,430 AH 20 HR  
3,435 AH 100 HR

OVERALL DIMS: 15½ X 9" X 31½ "



MAX HT WITH OPTIONAL 32½"  
HYDROCAPS

AVAILABLE JUL-06

BATTERY COMPANY LTD. SPRINGHILL, NOVA SCOTIA, CANADA	
TITLE: 2 YS 31P	
DESCRIPTION: 2V / 1 CELL 31 PLATE 500/5000 SERIES	
CONTACT INFO: WEB: WWW.SURRETTE.COM E-MAIL: SALES@SURRETTE.COM PHONE: 1-800-681-9914	
SCALE: 1" = 7" 8.5" X 11"	JPEG: NOT TO SCALE
DATE: 16-MAR-06	REVISION REV 0
DRAWING NO.: BD2YS31P	